



IIACAD™ TRIAL LICENSE ACTIVATION DOCUMENT

This guide describes the process of installation of the software in a Microsoft® Windows® OS for IIACAD™ . It can still be used for reference in machines running different Operating Systems (Microsoft® Windows® & Mac®), having in mind the natural differences between them.

We recommend that you download and save the file in your computer. Start the installation process by locating the (downloaded) installer and double-click the file.

Name	Date modified	Type
Application (1)		
IIACAD_2020_SP2_2020.2.1.3412_249_x64.exe	15-10-20 09:41 AM	Application

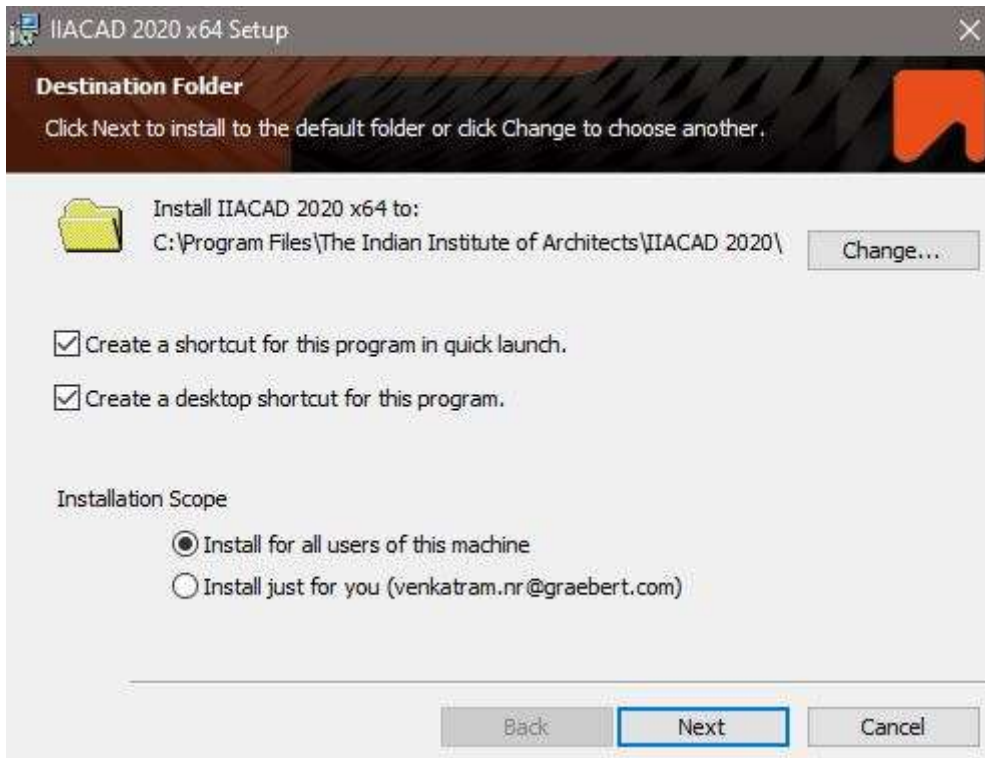
Read and accept the End User License Agreement to continue:



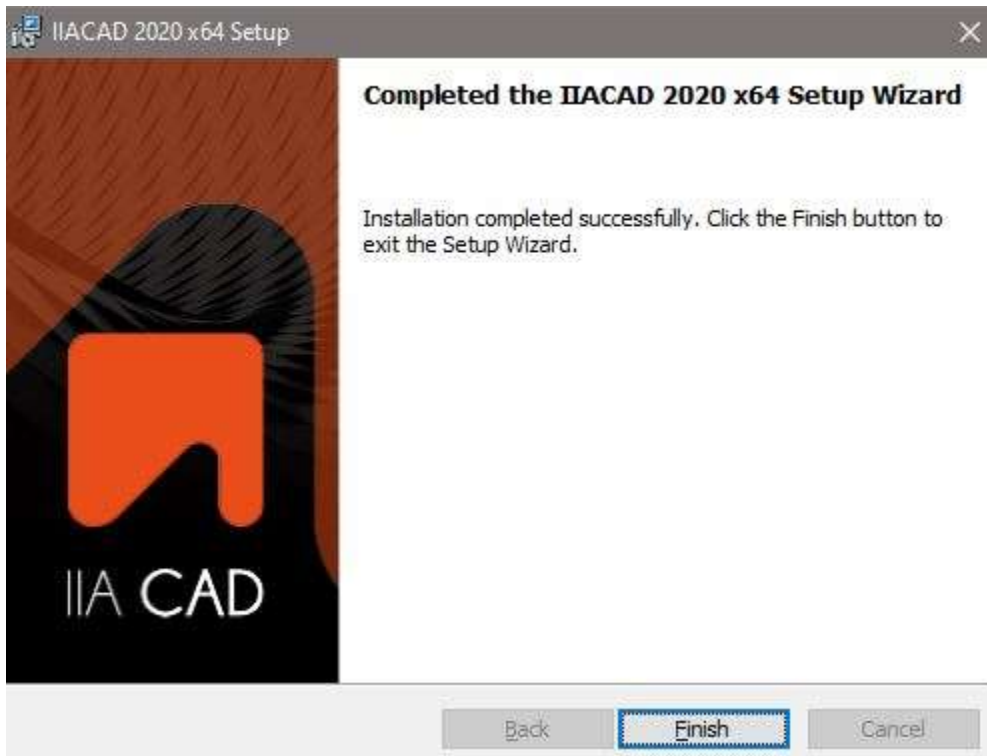


IIA CAD

Click on next button:



Click on finish button:

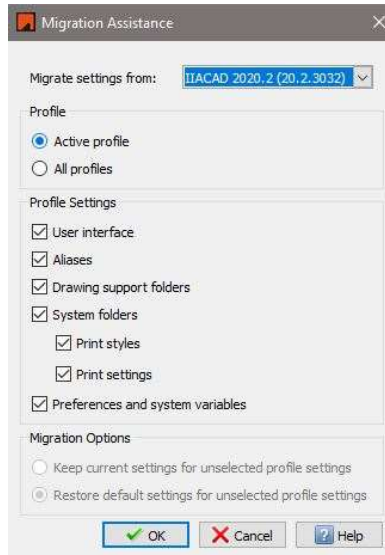


IIA – Head Office

5th Floor, Prospect Chambers, Annexe Dr. D.N. Road, Fort, Mumbai – 400001
+91 22 2204 6972 / +91 22 2288 4805 / +91 22 2283 2516



Run IACAD™ software after successful installation. If IACAD™ was previously installed in the computer, when the software is launched, the Migration Wizard will allow you to migrate settings from any previously installed version, to the new one.




“Click OK button” if you wish to migrate the settings from the earlier installed IACAD™ 2020. Else click “CANCEL” to create a new UI data.

A final message will be shown once the migration process is completed.



Click “I want to Participate” on the Customer Involvement Program Dialogue Box and Press “OK”.





Trial Activation:

- IIA Affiliates will be offered a fully functional free trial of the IIACAD™ Software for a period not to exceed fifteen days
- Each End User desiring to activate a free trial shall install the IIACAD™ Software and create for free a Graebert Account from inside the IIACAD™ Software or from the Graebert Customer Portal
- The creation of such Graebert Account is a prerequisite to benefit from a free trial. No free trial will be possible without it
- Each End User shall not be entitled to more than one (1) free trial of 15 days for each consecutive period of twelve months
- After 15 days, the trial version, reverts to a demo version which does not allow file saving and printing or to use any other CAD functionalities
- The user can use Trial version only once on any machine. After 15 days trial period, IIACAD™ will not work on same machine where trial version is already installed & activated
- For further use, IIACAD™ Software require unique Permission Key for operations past a trial period not to exceed 15 days trial

SECTION- A

Without Creating Login ID

- The user can use IIACAD™ as a trial version without login, only for two days

SECTION- B

By Creating Login ID

- User can create a login ID and use IIACAD™ for 15 days trial
- Open Graebert Customer Portal using <https://customer-portal.graebert.com>
- Fill in your details and click Next

First Name Last Name

Work E-mail

Confirm work E-mail

Password

- ▶ At least 1 alphabet
- ▶ At least 1 number
- ▶ Minimum of 8 characters

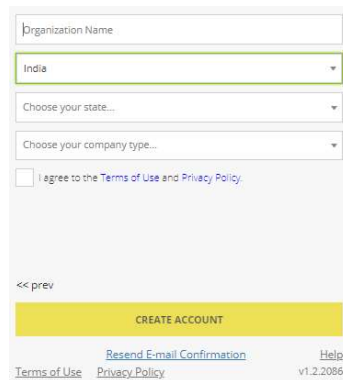
Enter your phone

NEXT

[Resend E-mail Confirmation](#) [Help](#)

[Terms of Use](#) [Privacy Policy](#) v1.2.2086

After entering all the credentials, click “Create Account” button.



The registration form includes the following fields and options:

- Organization Name (text input)
- Country dropdown menu (selected: India)
- Choose your state... dropdown menu
- Choose your company type... dropdown menu
- I agree to the Terms of Use and Privacy Policy.
- << prev button
- CREATE ACCOUNT button (yellow)
- Resend E-mail Confirmation link
- Help link
- Terms of Use and Privacy Policy links
- v1.2.2086 version number

Now you need to wait for Graebert to send you an Email message that confirms the account creation. This usually happens quickly.

Creation of your Graebert account

Dear Graebert User,

Thank you for registering at Graebert. Please find in this E-mail your credentials..

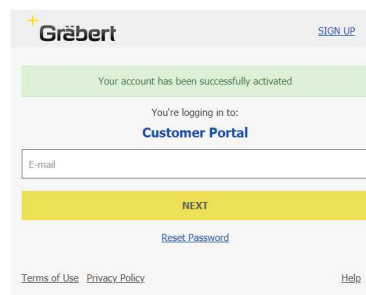
User name: graebertuser@graebert.com

Please save these credentials. You will need them to activate upgrades and access more Graebert products.

Please click on the following verification link to confirm your E-mail address and to enable your licensing account:

<https://customer-portal.graebert.com/account/activate/token/eyJhbGciOiJIUzI1NiJ9.eyJpc3MiOiJHcmFYmVydCisImlhdCI6MTU5MDMyNDYxOCwiZXhwIjoxNTkwNDE4MDE4LjhdWQI0J2ZW5rYXRYW0ubnl1clientId=1418361002.1590130914>

“When the email arrives, click the link for activating your account. The link opens the Graebert Customer Portal page in your Web browser and shows that “Your Account has been successfully Activated”



Now login with the credentials into your IIACAD™ software to activate the trial version for 15 days. If the Start Page is not visible, you can always access it via the option on the top right of the IIACAD™ window.

